

TODAY'S AGENDA: February 28

- Work on Khan Academy Mission:
 - > Probability
- Today's Objective: Small-Group Lesson:
 - > Experimental Probability
- Today's Standard:
 - > Summarize, represent and interpret data on a single count or measurement variable.

Ⓜ charles,edens

Ⓜ Francis, Krystal

Ⓜ Marjeh,Issa

Ⓜ ortiz, alex

Ⓜ Whyte, Tajay

Ⓜ Alvarado, Meilin

Ⓜ angel archundia

Ⓜ Brisport, Nubia

Ⓜ Cordero, Deanna

Ⓜ fields,jaylin

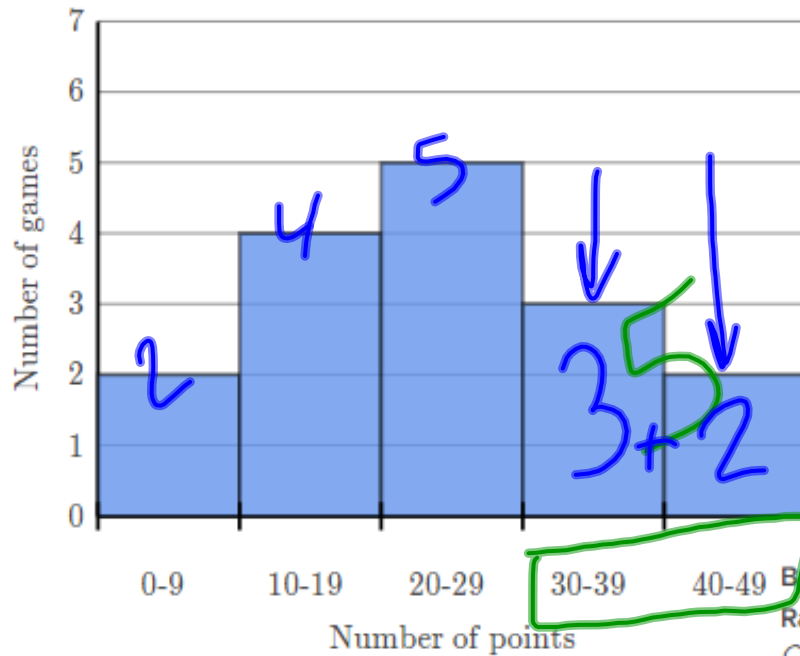
Ⓜ Goff Acosta Delyn

Ⓜ paige,eric

Experimental probability

Practice making reasonable estimates of the likelihood of future events based on past experience.

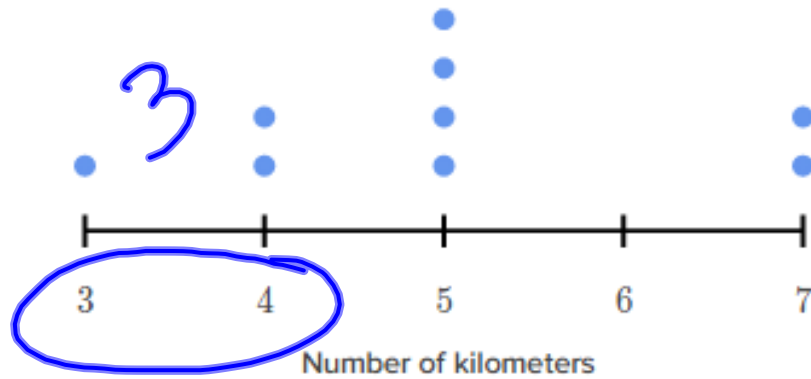
Coach Kelly documented the number of points the Ragin' Cajun football team scored each game this season. The following histogram summarizes the data.



Based on this data, what is a reasonable estimate of the probability that the Ragin' Cajun score 30 or more points in their next football game? Choose the best answer.

- $\frac{5}{11}$
- $\frac{3}{11}$
- $\frac{5}{16}$
- $\frac{3}{16}$

The following dot plot summarizes the distance Roger ran in each of his tennis matches last month. Each dot represents one game.

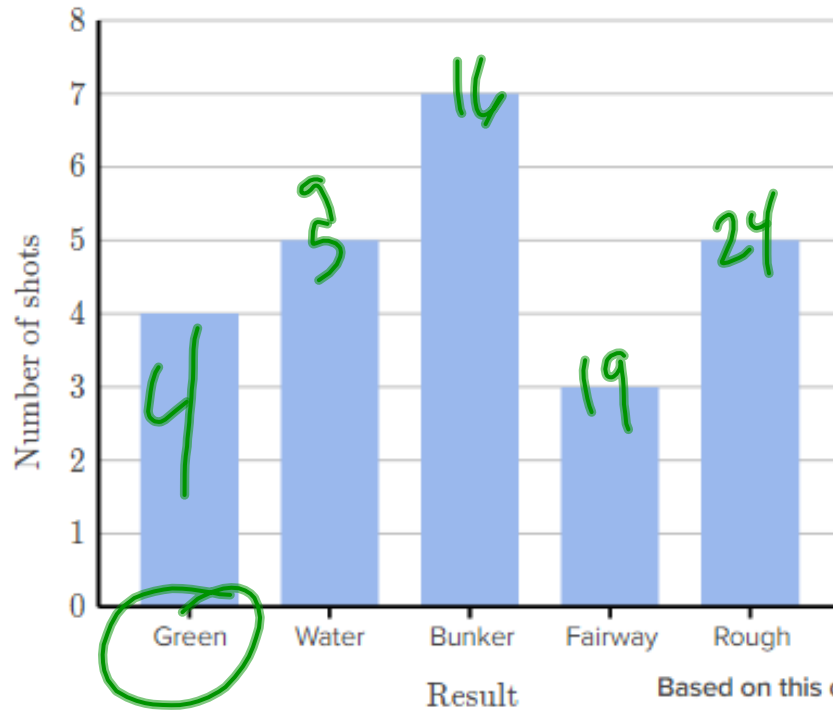


$$\frac{3}{9} = \underbrace{333}_{33\%}$$

Based on this data, what is a reasonable estimate of the probability that Roger runs less than 5 km in his next tennis match?
Choose the best answer.

- 22%
- 33%
- 66%
- 100%

The Pines Golf Course is offering free ice cream cones to golfers who hit their tee shot on the green at hole 7! The following bar graph summarizes the tee shots from this morning.



$$\frac{4}{24}$$

Based on this data, what is a reasonable estimate of the probability that the next tee shot ends up on the green?

Choose the best answer.

14%

17%

18%

21%